

IMPACT FINANCE FUND - ARTICLE 9 SFDR

For professional investors only

March 2024

FUND OVERVIEW

Private Debt investment generating positive impact

Impact Finance Fund was founded in 2011 by **Benjamin Firmenich** and **Cedric Lombard**. Since inception, the Fund has lent 373 million to 103 companies. We offer stable returns with a downside protection and unique access to innovative opportunities.

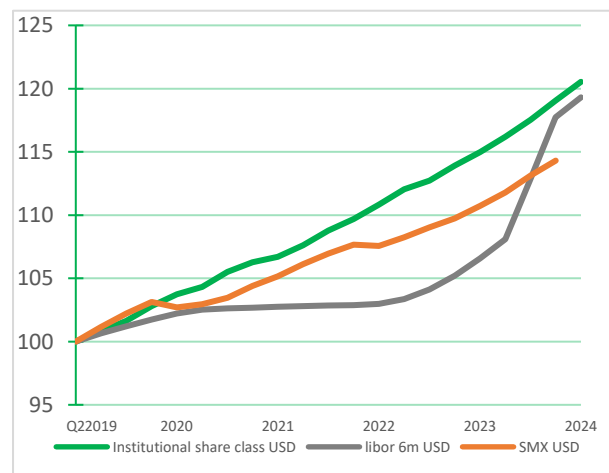
+ LATAM SMEs

Our investments focus on medium-sized enterprises in Latin America. The companies have at least 2.5 million in sales. We provide them with loans and capacity building to accelerate their growth and impact.

+ 16 professionals for one fund - Geneva and Cali

Strategy, access to markets, ESG analysis, impact reporting, debt Structuring - we support mission-driven entrepreneurs like old-style bankers.

INSTITUTIONAL SHARE CLASS AGAINST BENCHMARKS - Quarterly



Source: IFM S.A. Institutional Share Class net performance since inception in Q2 2019 after fee collection. This data is purely indicative and is not a guarantee for future results, and there can be no assurance that the fund will achieve comparable results.
SMX USD: Index tracking principal microfinance institutions performances.

ANNUAL PERFORMANCE

	2014	2015	2016	2017	2018	2019	2020	2021	2022	2023	2024 ¹⁾
USD - I *	-	-	-	-	-	2.80%	3.38%	3.21%	3.86%	4.51%	1.25%
USD	2.76%	3.42%	2.63%	1.97%	-3.18%	3.31%	2.96%	2.82%	3.44%	3.98%	1.11%
SOFR 6m USD ³⁾	0.33%	0.49%	1.06%	1.48%	2.49%	2.32%	0.69%	0.20%	2.87%	5.33%	1.26%
CHF - I *	-	-	-	-	-	0.40%	1.28%	2.59%	1.52%	0.68%	0.31%
CHF	2.33%	2.15%	0.66%	-0.42%	-6.19%	-0.01%	0.87%	2.18%	1.12%	-0.10%	0.09%
SARON 6m CHF ²⁾	0.07%	-0.68%	-0.67%	-0.66%	-0.66%	-0.68%	-0.66%	-0.72%	0.06%	1.95%	0.38%
EUR	3.70%	2.95%	1.12%	0.14%	-6.21%	0.48%	1.27%	2.18%	1.05%	1.69%	0.75%
ESTR 6m EUR ³⁾	0.31%	0.05%	-0.17%	-0.26%	-0.27%	-0.30%	-0.37%	-0.52%	0.68%	3.65%	0.91%

* Institutional share class's inception in Q2 2019.

¹⁾ YTD as of 28.03.2024.

²⁾ Changes to SARON 6m CHF as of 01.04.23, previously Libor 6m CHF.

³⁾ Changes to SOFR 6m USD and ESTR 6m EUR as of 01.01.2024, previously Libor 6m USD and Euribor 6m EUR.

KEY TERMS

Fund Volume USD (AUM)	72,364,278
Fund Inception	2011
Type	SICAV-SIF
Currency	USD (EUR & CHF hedged)
Custodian	Caceis Bank, LUX
Auditors	Deloitte
Valuation (NAV calculation)	Monthly
Subscription	Monthly
Redemption	Monthly with a 3 months notice

SHARE CLASS TERMS

	ISIN	Value	TER*	Management fees	Min subscription
USD - I	LU1971694861	1290.77	2.26%	1.6% +20% carry above 3%	3'500'000
USD	LU0655964822	1263.69	3.06%	2.5% +20% carry above 3.9%	125'000
CHF - I	LU1971576316	1037.27	2.27%	1.6% +20% carry above 3%	3'500'000
CHF	LU0655964582	1011.88	3.07%	2.5% +20% carry above 3.9%	125'000
EUR	LU0655964079	1088.84	3.07%	2.5% +20% carry above 3.9%	125'000

* TER as of December 2023, risk premium excluded, management fees and performance fees included.

MONTHLY PERFORMANCE

	Apr.	May	Jun.	Jul.	Aug.	Sep.	Oct.	Nov.	Dec.	Jan.	Feb.	Mar.
USD - I	0.29%	0.39%	0.38%	0.38%	0.34%	0.42%	0.45%	0.44%	0.40%	0.49%	0.34%	0.41%
USD	0.24%	0.33%	0.33%	0.34%	0.28%	0.40%	0.41%	0.39%	0.35%	0.44%	0.30%	0.36%
CHF - I	0.02%	0.02%	0.06%	0.05%	0.00%	0.14%	0.16%	0.12%	0.07%	0.23%	0.05%	0.13%
CHF	0.05%	0.05%	0.02%	0.02%	0.07%	0.07%	0.08%	0.04%	0.00%	0.15%	0.12%	0.06%
EUR	0.09%	0.14%	0.14%	0.18%	0.12%	0.27%	0.29%	0.27%	0.22%	0.36%	0.14%	0.26%

Founders BIO

Cédric Lombard, founder and former CIO of renowned micro-finance institutions BlueOrchard and Symbiotics. He serves as Executive Director and Head of Investments and is based in Cali.

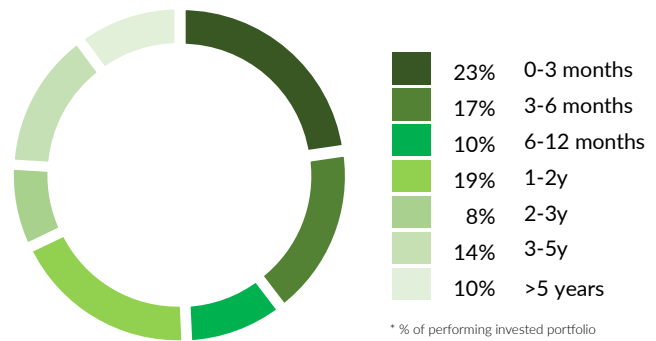
Benjamin Firmenich is an expert in sustainable finance and impact assessment. He built our proprietary tool for ESG screening: Kharmax. He serves as Executive Director and Head of Impact.

KEY DATA ON PORTFOLIO

Invested portfolio USD	61,012,531
Junior share class USD	3,305,489
Average exposure per investee	2,103,880
Average weighted interest rate of new disbursements	11.6%
Number of outstanding investees	29
Number of outstanding countries	10
Disbursed since inception USD	373,416,416
Companies supported	103
Historical write-off ratio	3.40%
I class annualized volatility since inception*	0.47%

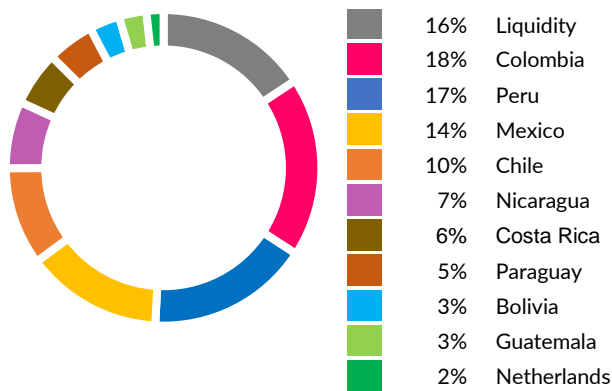
*Updated quarterly

RESIDUAL MATURITIES (principal only) *

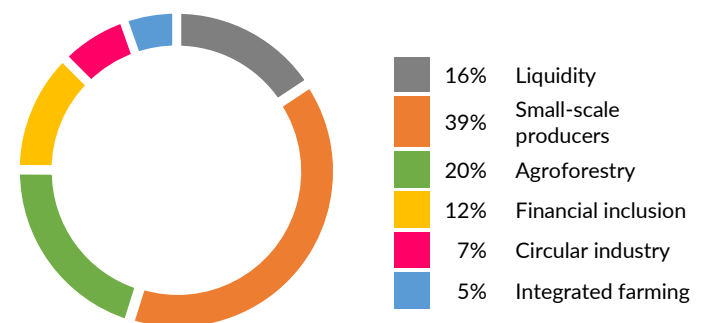


* % of performing invested portfolio

COUNTRY ALLOCATION (% of AUM)



5 VERTICALS FOR IMPACT (% of AUM)



IMPACT IN 2022

UN Sustainable Development Goals Targets	Indicators	Fund Attribution	USD 1M Investment
SDG 8: Decent work and economic growth	direct employees	5,163	100
	indirect employees	10,734	207
SDG 10: Reduce inequality within and among countries	small-scale producers	2,167	42
	women directly employed	2,831	55
SDG 12: Sustainable consumption and production	tons of waste used to produce energy	9,654	186
	m ³ of water saved	215	4
SDG 13: Climate action	tons of CO ₂ sequestered	87,574	1,691
	tons of CO ₂ emissions avoided	2,616	51
SDG 15: Life on land	ha of protected forest	7,869	152
	ha with organic certification	4,382	85

Manager's comment on last month

March 2024

During this month of March, we disbursed USD 3.6M to 6 companies, while 3.6M were repaid. This month the team travelled to Medellin to visit two aggregators in the artisanal and small gold miners' industry, to understand this value chain in a country where remote areas are controlled by illegal armed groups. We also travelled to Mexico in the Sonora State to visit our new dried raisins project and in the Bajio region to visit our investees. We also visited Paraguay to visit our three investees at the beginning of the sesame season.

Disclosure statement:

This document is only for professional investors. This document is provided for information purposes only and does not constitute an offer or a recommendation to buy or sell any security or financial instrument. Information provided herein is believed to be correct, but its accuracy and completeness are not guaranteed and may be subject to change. Impact Finance expressly disclaims liability for errors or omissions in the information and data contained in this document and accepts no liability for any loss or damage arising out of the use, or misuse of, or reliance on the information provided. The information herein is confidential and may not be reproduced or redistributed.

Impact Finance - info@impact-finance.com - www.impact-finance.com